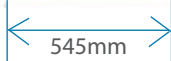


HYDRASUN MANAGED INVENTORY FULLY MODULAR STOCK CONTROL & VENDING SYSTEM

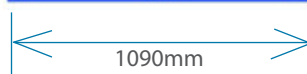
All Frames 200mm Height . Depth 510mm

Single Frame



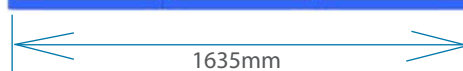
Z Drawers	12 Compartments	20 off
A Drawers	12 Compartments	16 off
AA Drawers	6 Compartments	1 off
C Drawers	12 Compartments	10 off
B Drawers	6 Compartments	4 off
BB Drawers	6 Compartments	1 off
D Drawers	6 Compartments	2 off
F Drawers	6 Compartments	2 off

Two Frame Example



Z Drawers	12 Compartments	48 off
A Drawers	12 Compartments	20 off
AA Drawers	6 Compartments	2 off
C Drawers	12 Compartments	12 off
B Drawers	6 Compartments	8 off
BB Drawers	6 Compartments	2 off
D Drawers	6 Compartments	4 off
F Drawers	6 Compartments	4 off
H Drawers	4 Compartments	2 off
T4 Locker		1 off

Three Frame Example



Z Drawers	12 Compartments	76 off
A Drawers	12 Compartments	30 off
AA Drawers	6 Compartments	3 off
C Drawers	12 Compartments	18 off
B Drawers	6 Compartments	9 off
BB Drawers	6 Compartments	3 off
D Drawers	6 Compartments	6 off
F Drawers	6 Compartments	6 off
H Drawers	4 Compartments	3 off
T4 Locker		2 off

HYDRASUN MANAGED INVENTORY

FULLY MODULAR STOCK CONTROL & VENDING SYSTEM

DRAWER SIZING & CAPACITY
SIMPLE SOLUTIONS, TECHNICALLY ADVANCED:

SPECIFICATION:

Capacity

As a stand alone single frame:

- 26 Levels
- 104 Locations (Max)
- 1248 Compartments (Max)

As an add on frame:

- 28 Levels
- 113 Locations (Max)
- 1344 Compartments (Max)

FRAME DIMENSIONS:

- (D x W x H) mm
- 510 x 545 x 2000

		Compartments Per Drawer						Max Height (mm)	Maximum Width	Levels Used	Drawers per Tray	MAX Load Capacity KG	
		12	6	4	3	2	1						
Drawer Tray Style	Divider	Depth (mm)	Depth (mm)	Depth (mm)	Depth (mm)	Depth (mm)	Depth (mm)						
		Standard Drawer Style	Z	Plastic	25	54	82	111	168	340	24	65	1
A	Plastic		25	54	82	111	168	340	24	102	1	3	20
AA	Metal		27	55	84	113	170	342	24	250	1	2	20
B	Metal		25	54	82	111	168	340	74	102	2	3	20
BB	Metal		25	54	82	111	168	340	74	249	2	2	20
C	Plastics		25	54	82	111	168	340	24	176	1	2	20
D	Metal		25	54	82	111	168	340	74	176	2	2	20
E	Metal		25	54	82	111	168	340	24	398	1	1	20
F	Metal		25	54	82	111	168	340	74	394	2	1	30
G	Metal		25	54	82	111	168	340	123	394	3	1	30
H	Metal	25	54	82	111	168	340	173	394	4	1	30	
J	Metal	25	54	82	111	168	340	173	173	4	2	30	
X Handles	BX1	Metal	25	54	83	112	169	341	124	102	3	3	20
	DX1	Metal	25	54	83	112	169	341	124	176	3	2	20
	JX1	Metal	25	54	83	112	169	341	223	173	5	2	35
	JX2	Metal	25	54	83	112	169	341	273	173	6	2	35
Twins	4A x 75	Metal	27	55	84	113	170	342	49	65	2	4	20
	3A x 75	Metal	27	55	84	113	170	342	49	102	2	3	20
	2A x 75	Metal	27	55	84	113	170	342	49	176	2	2	20
Locker	T4 Cupboard								450	200	440		50
	T6 Cupboard								450	300	440		50

All our **VIP** offerings require the following basic information

- Customer Part Number
- Description of Item
- Unit of Issue / Packet Size
- MAX & MIN
- Required Stock Level of Usage Values
- Accurate Dimensions of each Item
- Single or Multiple Items per Drawer
- Is the Item Returnable or Re-workable